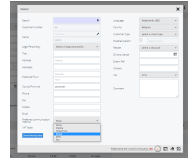


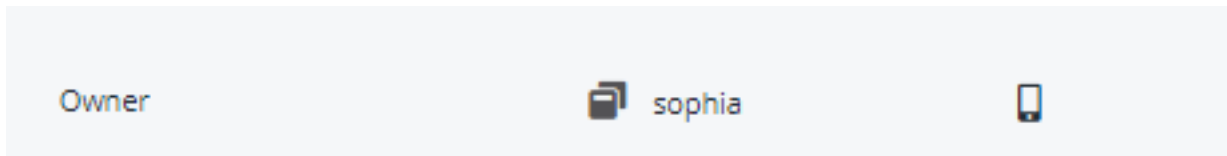
Communication

Communication preferences of parties


An extra function has been added to PlanManager that makes it possible to set a preference for communication with the owner/director/... . You can find this function in the file by opening the popup of the owner/manager open:



In this popup you will find a dropdown menu with possible communication options. You can indicate per party which communication option is preferred. Once you have indicated this preference, you will notice that an icon will appear next to this party. This icon was added to be able to visually and quickly see the communication preference without having to open the party's popup.



Below you can find an overview of the possible options:



Mobile/ GSM

Communication



Phone



Email



SMS



FAX

The communication preferences have fixed icons and cannot be changed.

Once you have defined the communication preferences, and you go to send a communication in this particular file, you will see that in the drop menu of the parties, the communication preference is mentioned in brackets.

Communication

The screenshot shows a web form for communication. At the top left, there is a dropdown menu with the text "select a contact" and a downward arrow. The dropdown is open, showing a list of options: "select a contact", "Owner (prefers: Fax)", "Personnel", "Referred By", and "Other". The "Owner (prefers: Fax)" option is highlighted in blue. To the right of the dropdown, there is a calendar icon and a text input field containing "10:24". Below these elements is a large empty text input field with a person icon on the right side. Underneath this field is a "Template" section with a dropdown menu labeled "Load template" and a downward arrow.

Unikátní ID: #3816

Autor: Sophia Bouhajra

Aktualizováno: 2022-02-09 08:58