

Claims


Copying a job.

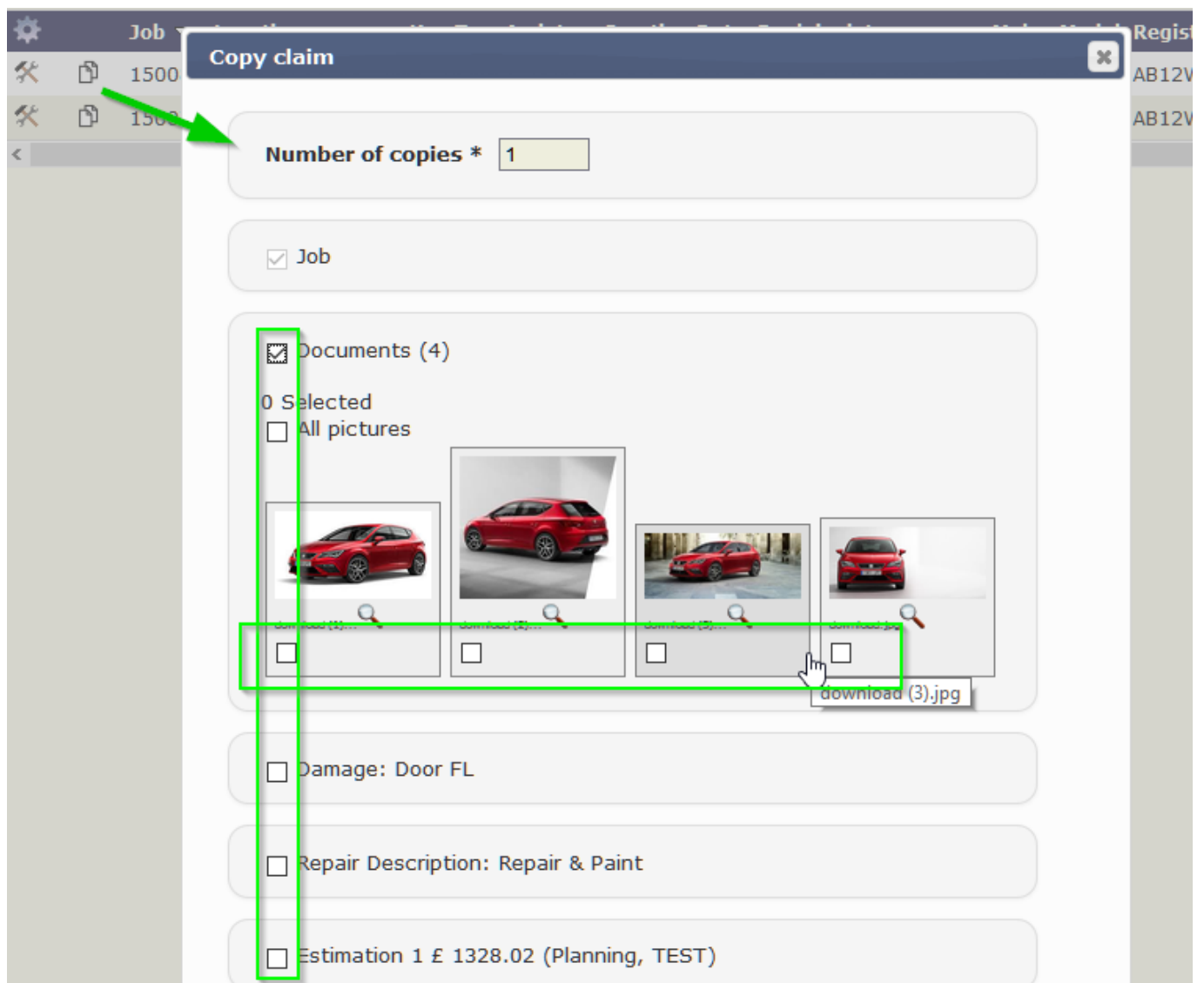
Copying a job.

When a known customer brings his (known) car in for a new job, there is an easy way to copy his / her data.

First you have to look up the existing job(s), using the filter on the left:

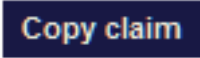


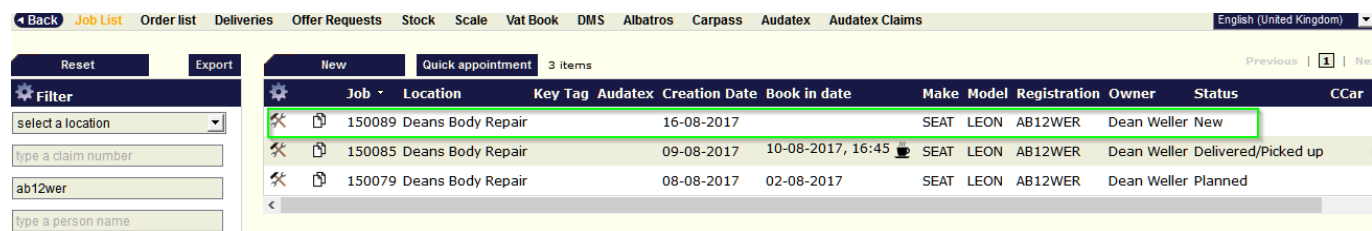
In the job list you will see this symbol , when you click this you'll see next screen:



Claims

Here you indicate whether you want to copy the job (car + owner + insurer, etc) or job + documents (you can select the pictures you want to copy) and eventually one

of the estimations. Once you click "Copy claim"  a new claim is created with the ticked info.



Job	Location	Key Tag	Audatex	Creation Date	Book in date	Make	Model	Registration	Owner	Status	CCar
150089	Deans Body Repair			16-08-2017		SEAT	LEON	AB12WER	Dean Weller	New	
150085	Deans Body Repair			09-08-2017	10-08-2017, 16:45	SEAT	LEON	AB12WER	Dean Weller	Delivered/Picked up	
150079	Deans Body Repair			08-08-2017	02-08-2017	SEAT	LEON	AB12WER	Dean Weller	Planned	

Unikátní ID: #2092

Autor: Jean-Marie

Aktualizováno: 2019-10-08 11:33