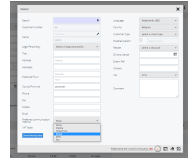


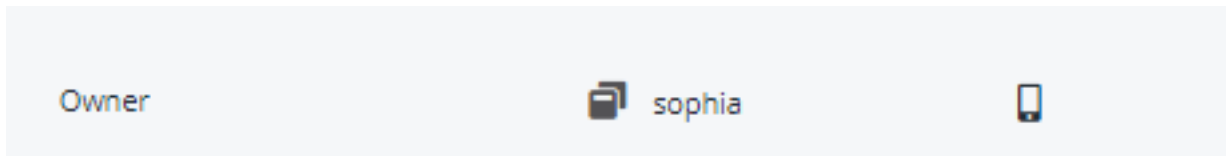
Kommunikation

Communication preferences of parties


An extra function has been added to PlanManager that makes it possible to set a preference for communication with the owner/director/.... . You can find this function in the file by opening the popup of the owner/manager open:



In this popup you will find a dropdown menu with possible communication options. You can indicate per party which communication option is preferred. Once you have indicated this preference, you will notice that an icon will appear next to this party. This icon was added to be able to visually and quickly see the communication preference without having to open the party's popup.



Below you can find an overview of the possible options:



Mobile/ GSM

Kommunikation



Phone



Email



SMS



FAX

The communication preferences have fixed icons and cannot be changed.

Once you have defined the communication preferences, and you go to send a communication in this particular file, you will see that in the drop menu of the parties, the communication preference is mentioned in brackets.

Kommunikation

The screenshot shows a web interface for communication. At the top left, there is a dropdown menu with the text "select a contact" and a downward arrow. The dropdown is open, showing a list of options: "select a contact", "Owner (prefers: Fax)", "Personnel", "Referred By", and "Other". The "Owner (prefers: Fax)" option is highlighted in blue. To the right of the dropdown, there is a calendar icon and a text input field containing "10:24". Below these elements, there is a larger text input field with a person icon on the right. Underneath that, the word "Template" is displayed, followed by another dropdown menu with the text "Load template" and a downward arrow.

Eindeutige ID: #3817

Verfasser: Sophia Bouhajra

Letzte Änderung: 2022-02-09 08:58