



Report - Operational

Additional filter logistics report


As of this release, it will be possible to also filter by type in the logistics report.

You can find this report by going in PlanManager to Report - Operational - Logistics. The filter appointment type has been added here.


Logistics  

Filter


Location

select a location 


Appointment type

Select a type 

From

01-06-2021 

Until

01-06-2021 

The appointment type itself can be indicated in the logistic popup in the file. In the

Seite 1 / 3

(c) 2024 InSyPro <christof@insypro.com> | 2024-07-23 02:31

URL: <http://faq.insypro.com/index.php?action=artikel&cat=69&id=1441&artlang=de>

Report - Operational

file click on the following icon to open the logistic popup:



The appointment type can be selected from the dropdown menu both on arrival and departure.

Report - Operational

More information on the operation of the logistic function can be found in our FAQ/previous release notes.

Eindeutige ID: #3774

Verfasser: Sophia Bouhajra

Letzte Änderung: 2022-01-25 14:13