

Versions

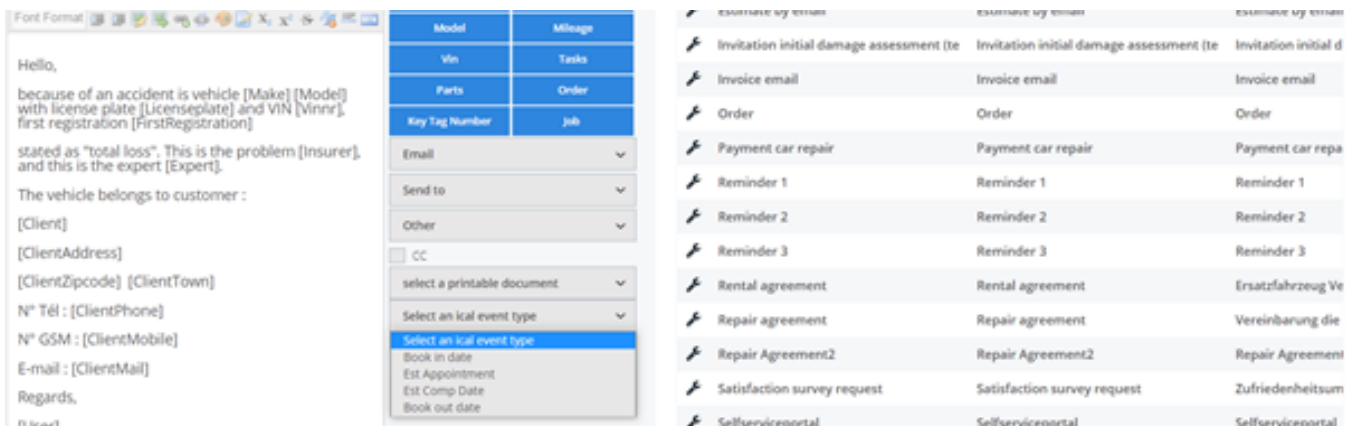
2021-02 February

Supported mobile devices.

For the use of our applications, various devices were tested. The list of compatible devices can be found in our FAQ. The devices in our list have been tested and approved for the use of the applications and our updates will always be tested on these devices before a new update is made available. We notice that many devices are purchased that are not compatible with our applications. Unfortunately, we can no longer provide support on devices that are not in our list. We do not have these devices available ourselves, so testing on these devices is not possible for us. If a new device needs to be purchased, it is best to check the list of devices in our FAQ. If a new model / device is added to the list in the future, we will also place an update in our release note.

Ical option

From this release on it is possible to include an invitation when sending an email. The recipient can automatically add this to his / her calendar. You can add this option by going to Administration-Communication templates. Here you can select a template and add the option via the dropdown menu.



The screenshot shows the PlanManager interface. On the left, there is a preview of an email template with placeholders for vehicle information, license plate, VIN, first registration, insurance details, and customer information. On the right, there is a table of email templates. The table has three columns: 'Email', 'Invoice email', and 'Invoice email'. The table lists various templates such as 'Invitation initial damage assessment (te', 'Invoice email', 'Order', 'Payment car repair', 'Reminder 1', 'Reminder 2', 'Reminder 3', 'Rental agreement', 'Repair agreement', 'Repair Agreement2', 'Satisfaction survey request', and 'Selfserviceportal'. Below the table, there is a dropdown menu labeled 'Select an ical event type' with options: 'Book in date', 'Est Appointment', 'Est Comp Date', and 'Book out date'.

You can send an Ical invitation for the appointment date, quote appointment, expected end date, planned delivery date. You should definitely enter this date in the job so that it can be sent via the Ical invitation. ! Important: this option is only usable if emails are sent directly from PlanManager. This will not work if the config MAIL_TROUGH_OUTLOOK is enabled. Furthermore, these Ical attachments were automatically added to the template appointment specifications and repair appointments that are used by users of the Self Service Portal. No manual adjustment has to be made for the automatic mails from the Self Service Portal.

Save search query in third parties

Versions

The search query that is entered with third parties will always be saved from this release on. In the past, this field was always automatically cleared, which sometimes caused problems when, for example, merging duplicate parties.

Damage flow planning

An adjustment has been made to the damage flow planning so that the logistics icon is now also visible if the logistics popup has been entered in the file.

Week planning from 25-01-2021 to 31-01-2021

Previous week

Next week


1

Mon 25/01/2021

Tue 26/01/2021

00:00

1TYU789

#14063

AutomaticRENTAL NEEDED

Purchase invoice filter

It was not possible to filter on the invoice number of the supplier for purchase invoices. This has been adjusted so that from now on there is also a possibility to filter on this. You can find this filter by going to Invoicing - Purchase. Press the 'Advanced' button.

Filter

ResetExport

select a location

select a journal

type a supplier name

type a supplier number

type a repairer name

Date from




Date to

type an invoice number

Advanced

New

Results: Viewing items 1-4 of 4.



Number	Supplier Invoice Nr	Date	Supplier	Supplier Number	Amount Excl.	Amount Incl.	Creditnotes	Un
--------	---------------------	------	----------	-----------------	--------------	--------------	-------------	----

Invoicing

Versions

A new filter has been added that makes it possible to filter on the amount including VAT. You can find this filter by going to Invoicing - Invoices and clicking the 'advanced' button here.

Filter

ResetExport

select a location

select a journal

type a customer name

type a customer number

type a repairer name

Date from

Date to

type an invoice number

Advanced

NewResults: Viewing items 1-15 of 46.

1234

	Number	Date	Customer	Customer Number	Job	Amount Excl.	Amount Incl.	Creditnotes	Registration	Unpaid	Accounting
	31099	13-11-2020	Saey Kenneth	292	13998	€ 30,00	€ 36,30		INS-648	€ 36,30	No

Unique solution ID: #3011
Author: Sophia Bouhajra
Last update: 2021-02-01 09:15