



Report - Operational

Additional filter logistics report


As of this release, it will be possible to also filter by type in the logistics report.

You can find this report by going in PlanManager to Report - Operational - Logistics.
The filter appointment type has been added here.


Logistics  

Filter


Location

select a location 


Appointment type

Select a type 

From

01-06-2021 

Until

01-06-2021 

The appointment type itself can be indicated in the logistic popup in the file. In the

Report - Operational

file click on the following icon to open the logistic popup:



The appointment type can be selected from the dropdown menu both on arrival and departure.

Logistics

Arrival

Appointment type

Select a type

Select a type

Walk in

Collection

Recovery

Personnel

Rental type

Book in date

Plan

Pickup details

select a contact

Address

Address

Postcode/Town

Postcode

Town

County/Province

Country

Belgium

Contact

Contact phone

Comments

Departed to customer

Vehicle received

Parking

Arrival at repairer

Departure

Appointment type

Select a type

Copy from arrival

Personnel

select a user

Book out date

Delivery details

select a contact

Address

Address

Postcode/Town

Postcode

Town

County/Province

Country

Belgium

Contact

Contact phone

Comments

Parking

Departed to customer

Car delivered

Arrival at repairer

Save

Report - Operational

More information on the operation of the logistic function can be found in our FAQ/previous release notes.

Unique solution ID: #3773
Author: Sophia Bouhajra
Last update: 2022-01-25 14:13